



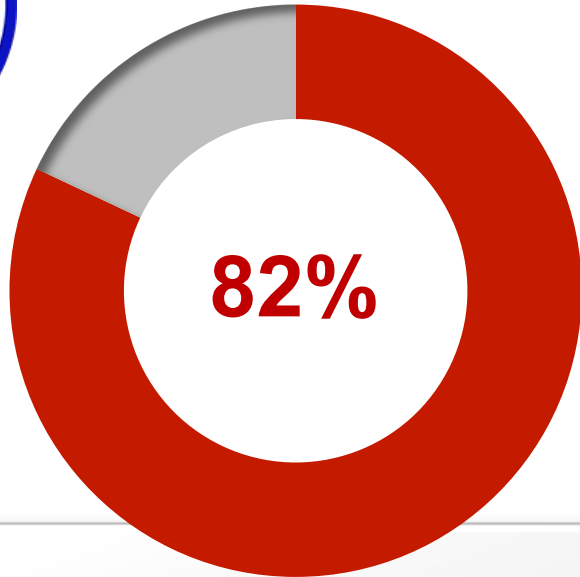
# Emergency Medical Science (2022)

Johnson County Community College – Emergency Medical Technician (EMT) Graduates

## 1<sup>st</sup> Attempt Pass Rate Comparison

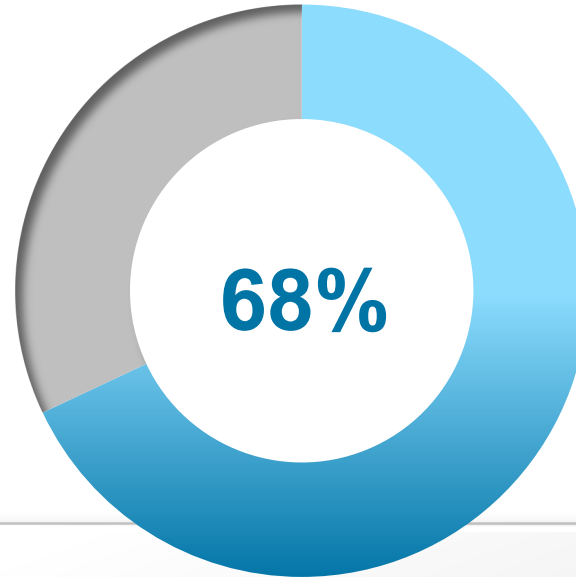


JCCC EMT



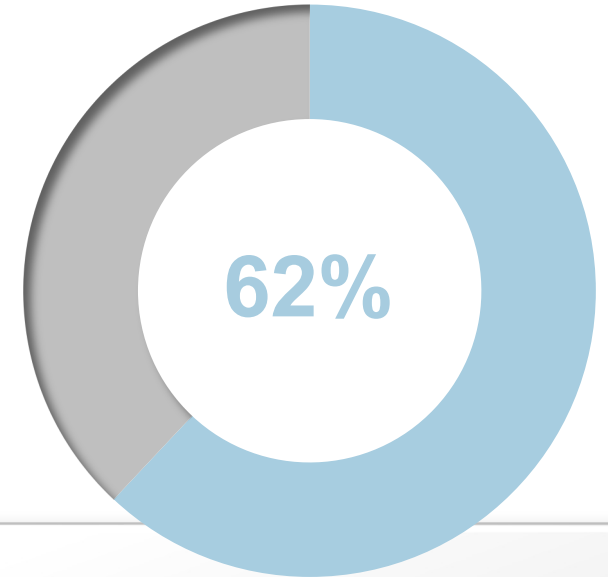
JCCC 1st Attempt Pass  
NREMT EMT Cognitive  
Exam

National EMT



1st Attempt Pass  
NREMT EMT Cognitive  
Exam All Programs

Kansas EMT



Kansas 1st Attempt Pass  
NREMT EMT Cognitive  
Exam



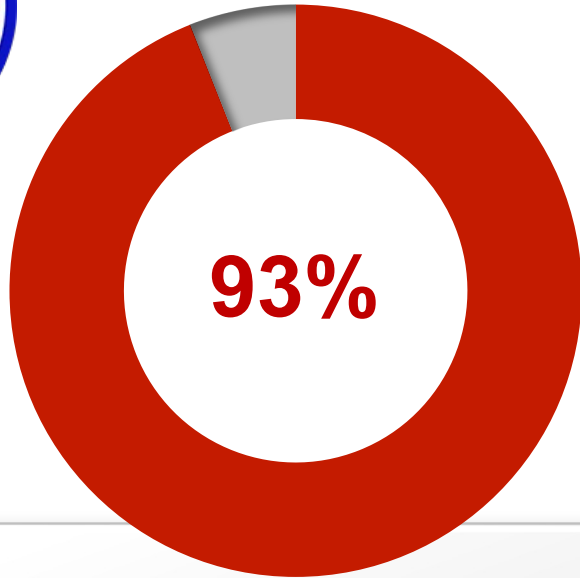
# Emergency Medical Science (2022)

Johnson County Community College – Emergency Medical Technician (EMT) Graduates

## Cumulative 3<sup>rd</sup> Attempt Pass Rate Comparison

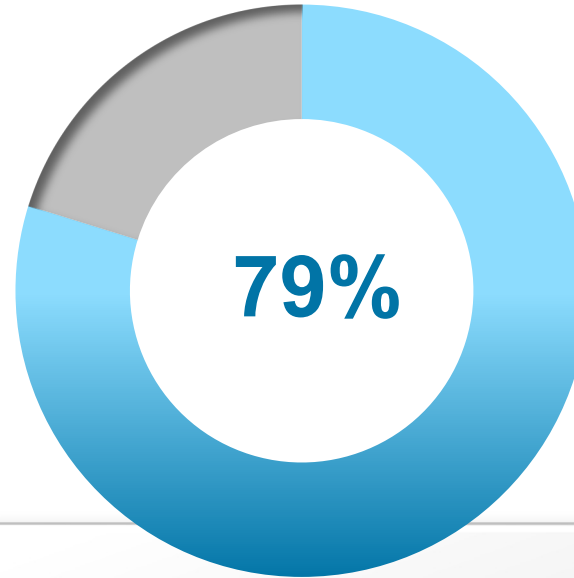


JCCC EMT



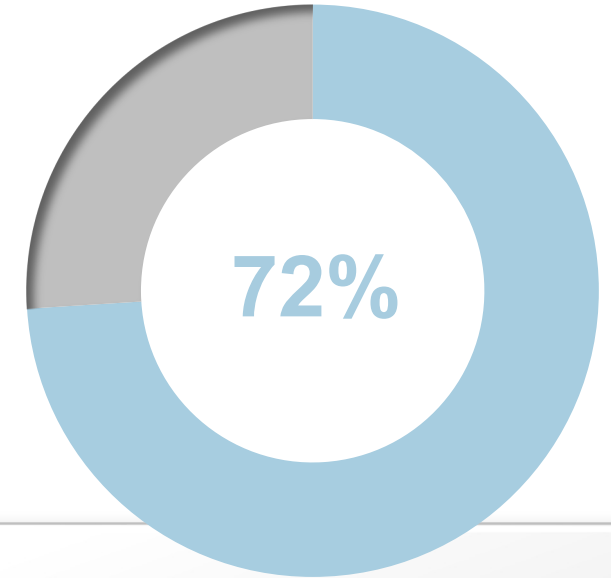
JCCC 3<sup>rd</sup> Attempt Pass  
NREMT EMT Cognitive  
Exam

National EMT



3<sup>rd</sup> Attempt Pass  
NREMT EMT Cognitive  
Exam All Programs

Kansas EMT



Kansas 3<sup>rd</sup> Attempt Pass  
NREMT EMT Cognitive  
Exam



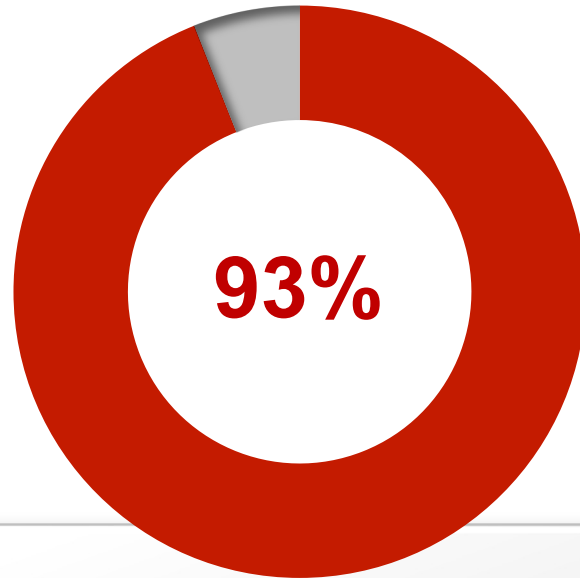
# Emergency Medical Science (2020)

Johnson County Community College – Emergency Medical Technician (EMT) Graduates

## Cumulative 6<sup>th</sup> Attempt Pass Rate Comparison

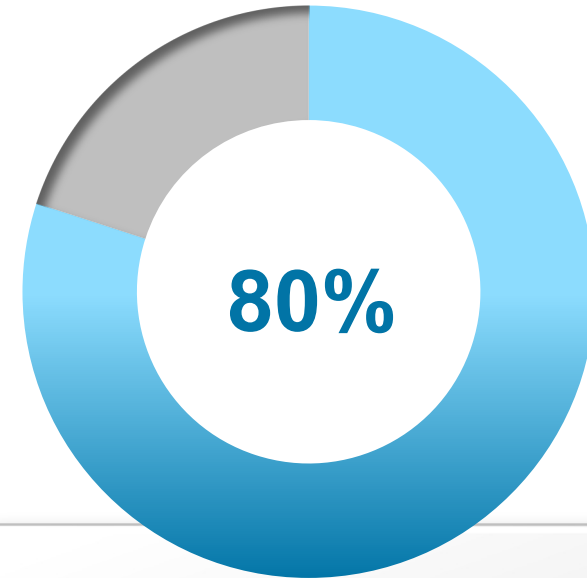


JCCC EMT



JCCC All Attempts Pass  
NREMT EMT Cognitive  
Exam

National EMT



All Attempt Pass  
NREMT EMT Cognitive  
Exam All Programs

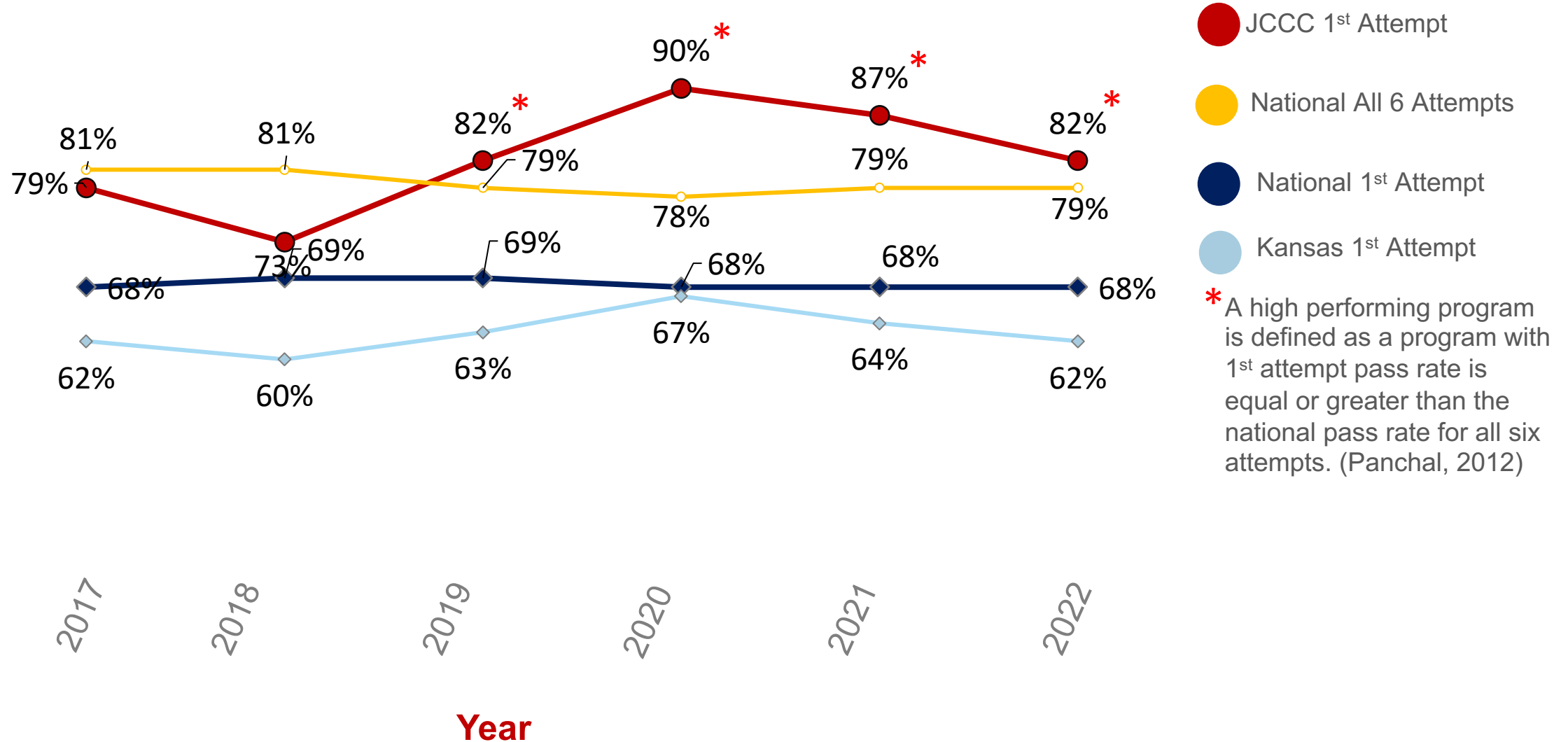


# Emergency Medical Science (2017-2022)

Johnson County Community College – Emergency Medical Technician (EMT) Graduates

## 1<sup>st</sup> Attempt Pass Rate Comparison

NREMT EMT Pass Rate

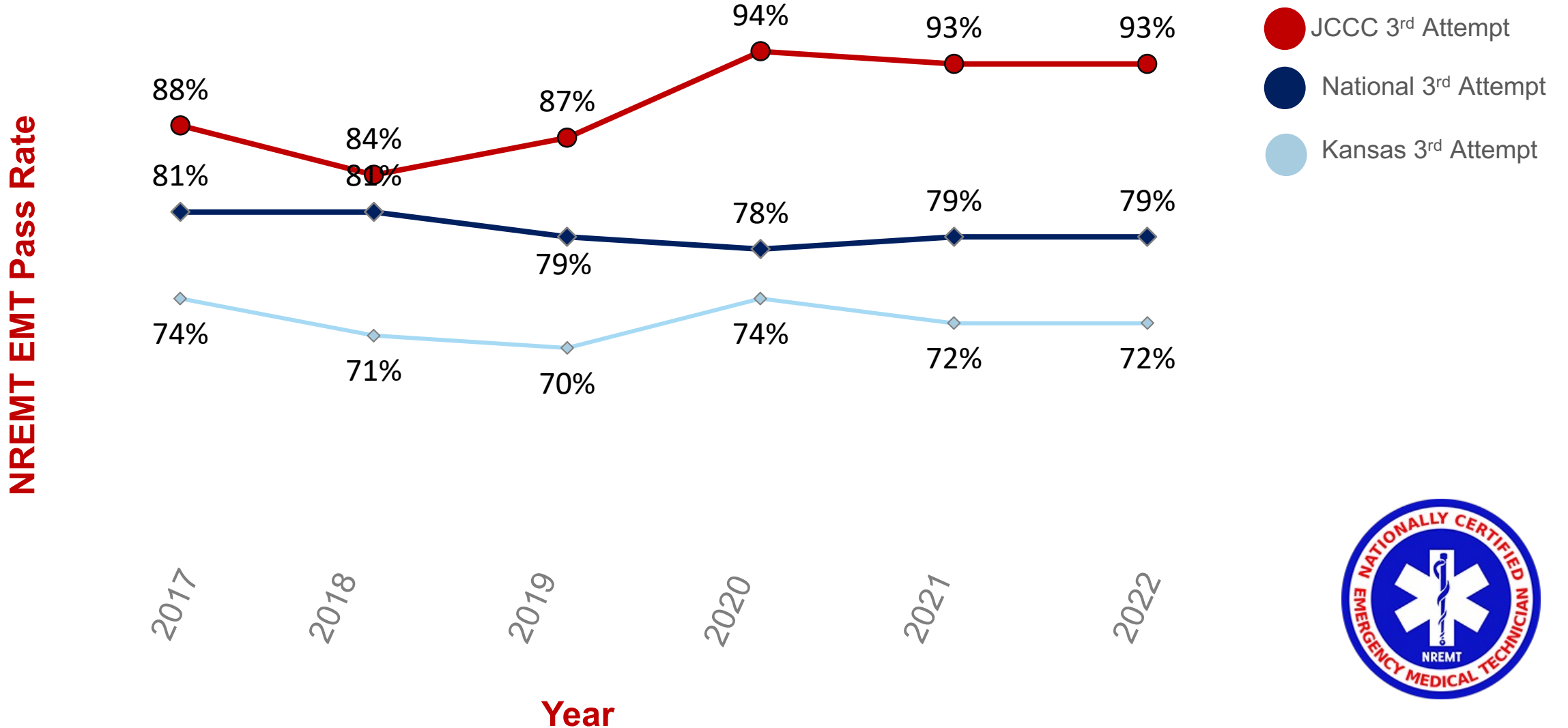




# Emergency Medical Science (2017-2022)

Johnson County Community College – Emergency Medical Technician (EMT) Graduates

## 3rd Attempt Pass Rate Comparison

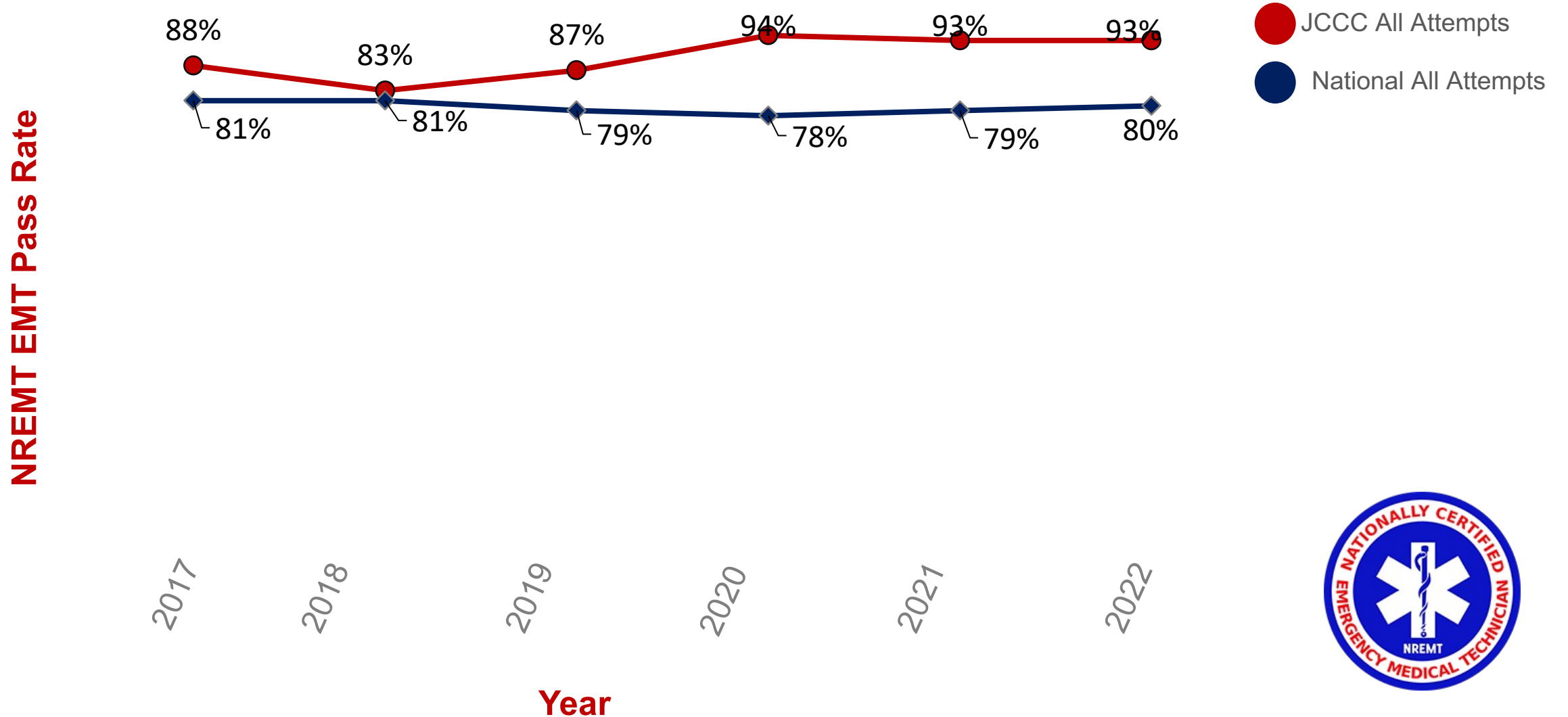




# Emergency Medical Science (2017-2022)

Johnson County Community College – Emergency Medical Technician (EMT) Graduates

## 6th Attempt Pass Rate Comparison





# Emergency Medical Science (2022)

Johnson County Community College – Emergency Medical Technician (EMT) Graduates

## Data Tables 2022

Pass/Fail Report SEARCH

✉

**Report Date:** 4/26/2023 12:26:26 PM  
**Report Type:** Program Report (KS-007)  
**Registration Level:** EMT  
**Course Completion Date:** 1st Quarter 2022 to 4th Quarter 2022  
**Training Program:** Johnson County Community College (KS-007)

[View Legend](#) | [Printer-Friendly Version](#)

[Show All](#) | [Show Only Percentages](#) | [Show Only Numbers](#)

The results of your report request are as follows:

Attempted The Exam	First Attempt Pass	Cumulative Pass Within 3 Attempts	Cumulative Pass Within 6 Attempts	Failed All 6 Attempts	Eligible For Retest	Did Not Complete Within 2 Years
107	82% (88)	93% (100)	93% (100)	0% (0)	7% (7)	0% (0)

**Attempted the exam:** Number of graduates that make at least one attempt at the exam.  
**First attempt pass:** Number and percent of those who attempt the exam that pass on the first attempt.  
**Cumulative pass within 3 attempts:** Number and percent of those who attempt the exam who pass on the first, second, or third attempt.  
**Cumulative pass within 6 attempts:** Number and percent of those who attempt the exam who pass on the first, second, third, fourth, fifth, or sixth attempt.  
**Failed all 6 attempts:** Number and percent of those who fail the exam six times.  
**Eligible for retest:** Number and percent of those who failed their last attempt, but remain eligible for retest (less than six attempts, less than two years from course completion.)  
**Did not complete within 2 years:** Number and percent of those who fail their last attempt and are no longer eligible for retest (more than two years from course completion.)

Pass/Fail Report SEARCH

✉

**Report Date:** 4/26/2023 12:27:52 PM  
**Report Type:** National Report  
**Registration Level:** EMT  
**Course Completion Date:** 1st Quarter 2022 to 4th Quarter 2022  
**Training Program:** All

[View Legend](#) | [Printer-Friendly Version](#)

[Show All](#) | [Show Only Percentages](#) | [Show Only Numbers](#)

The results of your report request are as follows:

Attempted The Exam	First Attempt Pass	Cumulative Pass Within 3 Attempts	Cumulative Pass Within 6 Attempts	Failed All 6 Attempts	Eligible For Retest	Did Not Complete Within 2 Years
82161	68% (55983)	79% (64846)	80% (65366)	0% (32)	20% (16765)	0% (0)

**Attempted the exam:** Number of graduates that make at least one attempt at the exam.  
**First attempt pass:** Number and percent of those who attempt the exam that pass on the first attempt.  
**Cumulative pass within 3 attempts:** Number and percent of those who attempt the exam who pass on the first, second, or third attempt.  
**Cumulative pass within 6 attempts:** Number and percent of those who attempt the exam who pass on the first, second, third, fourth, fifth, or sixth attempt.  
**Failed all 6 attempts:** Number and percent of those who fail the exam six times.  
**Eligible for retest:** Number and percent of those who failed their last attempt, but remain eligible for retest (less than six attempts, less than two years from course completion.)  
**Did not complete within 2 years:** Number and percent of those who fail their last attempt and are no longer eligible for retest (more than two years from course completion.)



# Emergency Medical Science (2021)

Johnson County Community College – Emergency Medical Technician (EMT) Graduates

## Data Tables 2021

**Pass/Fail Report** SEARCH

**Report Date:** 5/10/2022 11:41:01 AM  
**Report Type:** Program Report (KS-007)  
**Registration Level:** EMT  
**Course Completion Date:** 1st Quarter 2021 to 4th Quarter 2021  
**Training Program:** Johnson County Community College (KS-007)

[View Legend](#) | [Printer-Friendly Version](#)

[Show All](#) | [Show Only Percentages](#) | [Show Only Numbers](#)

The results of your report request are as follows:

Attempted The Exam	First Attempt Pass	Cumulative Pass Within 3 Attempts	Cumulative Pass Within 6 Attempts	Failed All 6 Attempts	Eligible For Retest	Did Not Complete Within 2 Years
109	87% (95)	93% (101)	93% (101)	0% (0)	7% (8)	0% (0)

**Attempted the exam:** Number of graduates that make at least one attempt at the exam.  
**First attempt pass:** Number and percent of those who attempt the exam that pass on the first attempt.  
**Cumulative pass within 3 attempts:** Number and percent of those who attempt the exam who pass on the first, second, or third attempt.  
**Cumulative pass within 6 attempts:** Number and percent of those who attempt the exam who pass on the first, second, third, fourth, fifth, or sixth attempt.  
**Failed all 6 attempts:** Number and percent of those who fail the exam six times.  
**Eligible for retest:** Number and percent of those who failed their last attempt, but remain eligible for retest (less than six attempts, less than two years from course completion.)  
**Did not complete within 2 years:** Number and percent of those who fail their last attempt and are no longer eligible for retest (more than two years from course completion.)

**Pass/Fail Report** SEARCH

**Report Date:** 5/10/2022 11:41:42 AM  
**Report Type:** National Report  
**Registration Level:** EMT  
**Course Completion Date:** 1st Quarter 2021 to 4th Quarter 2021  
**Training Program:** All

[View Legend](#) | [Printer-Friendly Version](#)

[Show All](#) | [Show Only Percentages](#) | [Show Only Numbers](#)

The results of your report request are as follows:

Attempted The Exam	First Attempt Pass	Cumulative Pass Within 3 Attempts	Cumulative Pass Within 6 Attempts	Failed All 6 Attempts	Eligible For Retest	Did Not Complete Within 2 Years
81146	68% (55267)	79% (63716)	79% (64151)	0% (53)	21% (16942)	0% (0)

**Attempted the exam:** Number of graduates that make at least one attempt at the exam.  
**First attempt pass:** Number and percent of those who attempt the exam that pass on the first attempt.  
**Cumulative pass within 3 attempts:** Number and percent of those who attempt the exam who pass on the first, second, or third attempt.  
**Cumulative pass within 6 attempts:** Number and percent of those who attempt the exam who pass on the first, second, third, fourth, fifth, or sixth attempt.  
**Failed all 6 attempts:** Number and percent of those who fail the exam six times.  
**Eligible for retest:** Number and percent of those who failed their last attempt, but remain eligible for retest (less than six attempts, less than two years from course completion.)  
**Did not complete within 2 years:** Number and percent of those who fail their last attempt and are no longer eligible for retest (more than two years from course completion.)





# Emergency Medical Science (2020)

Johnson County Community College – Emergency Medical Technician (EMT) Graduates

## Data Tables 2020

### Pass/Fail Report

SEARCH



**Report Date:** 3/15/2021 1:33:41 PM  
**Report Type:** Program Report (KS-007)  
**Registration Level:** EMT  
**Course Completion Date:** 1st Quarter 2020 to 4th Quarter 2020  
**Training Program:** Johnson County Community College (KS-007)

[View Legend](#) | [Printer-Friendly Version](#)

[Show All](#) | [Show Only Percentages](#) | [Show Only Numbers](#)

The results of your report request are as follows:

Attempted The Exam	First Attempt Pass	Cumulative Pass Within 3 Attempts	Cumulative Pass Within 6 Attempts	Failed All 6 Attempts	Eligible For Retest	Did Not Complete Within 2 Years
88	91% (80)	94% (83)	94% (83)	0% (0)	6% (5)	0% (0)

**Attempted the exam:** Number of graduates that make at least one attempt at the exam.  
**First attempt pass:** Number and percent of those who attempt the exam that pass on the first attempt.  
**Cumulative pass within 3 attempts:** Number and percent of those who attempt the exam who pass on the first, second, or third attempt.  
**Cumulative pass within 6 attempts:** Number and percent of those who attempt the exam who pass on the first, second, third, fourth, fifth, or sixth attempt.  
**Failed all 6 attempts:** Number and percent of those who fail the exam six times.  
**Eligible for retest:** Number and percent of those who failed their last attempt, but remain eligible for retest (less than six attempts, less than two years from course completion.)  
**Did not complete within 2 years:** Number and percent of those who fail their last attempt and are no longer eligible for retest (more than two years from course completion.)

### Pass/Fail Report

SEARCH



**Report Date:** 3/15/2021 1:34:36 PM  
**Report Type:** National Report  
**Registration Level:** EMT  
**Course Completion Date:** 1st Quarter 2020 to 4th Quarter 2020  
**Training Program:** All

[View Legend](#) | [Printer-Friendly Version](#)

[Show All](#) | [Show Only Percentages](#) | [Show Only Numbers](#)

The results of your report request are as follows:

Attempted The Exam	First Attempt Pass	Cumulative Pass Within 3 Attempts	Cumulative Pass Within 6 Attempts	Failed All 6 Attempts	Eligible For Retest	Did Not Complete Within 2 Years
67058	68% (45709)	78% (52308)	78% (52529)	0% (20)	22% (14509)	0% (0)

**Attempted the exam:** Number of graduates that make at least one attempt at the exam.  
**First attempt pass:** Number and percent of those who attempt the exam that pass on the first attempt.  
**Cumulative pass within 3 attempts:** Number and percent of those who attempt the exam who pass on the first, second, or third attempt.  
**Cumulative pass within 6 attempts:** Number and percent of those who attempt the exam who pass on the first, second, third, fourth, fifth, or sixth attempt.  
**Failed all 6 attempts:** Number and percent of those who fail the exam six times.  
**Eligible for retest:** Number and percent of those who failed their last attempt, but remain eligible for retest (less than six attempts, less than two years from course completion.)  
**Did not complete within 2 years:** Number and percent of those who fail their last attempt and are no longer eligible for retest (more than two years from course completion.)



# Emergency Medical Science (2019)

Johnson County Community College – Emergency Medical Responder (EMR) Graduates

## Data Tables 2019

Pass/Fail Report [SEARCH](#)

✉

**Report Date:** 3/5/2020 1:47:09 PM  
**Report Type:** Program Report (KS-007)  
**Registration Level:** EMT  
**Course Completion Date:** 1st Quarter 2019 to 4th Quarter 2019  
**Training Program:** Johnson County Community College (KS-007)

[View Legend](#) | [Printer-Friendly Version](#)

[Show All](#) | [Show Only Percentages](#) | [Show Only Numbers](#)

The results of your report request are as follows:

Attempted The Exam	First Attempt Pass	Cumulative Pass Within 3 Attempts	Cumulative Pass Within 6 Attempts	Failed All 6 Attempts	Eligible For Retest	Did Not Complete Within 2 Years
107	83% (89)	87% (93)	87% (93)	0% (0)	13% (14)	0% (0)

**Attempted the exam:** Number of graduates that make at least one attempt at the exam.  
**First attempt pass:** Number and percent of those who attempt the exam that pass on the first attempt.  
**Cumulative pass within 3 attempts:** Number and percent of those who attempt the exam who pass on the first, second, or third attempt.  
**Cumulative pass within 6 attempts:** Number and percent of those who attempt the exam who pass on the first, second, third, fourth, fifth, or sixth attempt.  
**Failed all 6 attempts:** Number and percent of those who fail the exam six times.  
**Eligible for retest:** Number and percent of those who failed their last attempt, but remain eligible for retest (less than six attempts, less than two years from course completion.)  
**Did not complete within 2 years:** Number and percent of those who fail their last attempt and are no longer eligible for retest (more than two years from course completion.)

Pass/Fail Report [SEARCH](#)

✉

**Report Date:** 3/5/2020 1:46:36 PM  
**Report Type:** National Report  
**Registration Level:** EMT  
**Course Completion Date:** 1st Quarter 2019 to 4th Quarter 2019  
**Training Program:** All

[View Legend](#) | [Printer-Friendly Version](#)

[Show All](#) | [Show Only Percentages](#) | [Show Only Numbers](#)

The results of your report request are as follows:

Attempted The Exam	First Attempt Pass	Cumulative Pass Within 3 Attempts	Cumulative Pass Within 6 Attempts	Failed All 6 Attempts	Eligible For Retest	Did Not Complete Within 2 Years
79667	69% (55074)	79% (62587)	79% (62817)	0% (15)	21% (16835)	0% (0)

**Attempted the exam:** Number of graduates that make at least one attempt at the exam.  
**First attempt pass:** Number and percent of those who attempt the exam that pass on the first attempt.  
**Cumulative pass within 3 attempts:** Number and percent of those who attempt the exam who pass on the first, second, or third attempt.  
**Cumulative pass within 6 attempts:** Number and percent of those who attempt the exam who pass on the first, second, third, fourth, fifth, or sixth attempt.  
**Failed all 6 attempts:** Number and percent of those who fail the exam six times.  
**Eligible for retest:** Number and percent of those who failed their last attempt, but remain eligible for retest (less than six attempts, less than two years from course completion.)  
**Did not complete within 2 years:** Number and percent of those who fail their last attempt and are no longer eligible for retest (more than two years from course completion.)



# Emergency Medical Science (2018)

Johnson County Community College – Emergency Medical Technician(EMT) Graduates

## Data Tables 2018

Pass/Fail Report SEARCH

✉

**Report Date:** 3/5/2020 1:45:50 PM  
**Report Type:** Program Report (KS-007)  
**Registration Level:** EMT  
**Course Completion Date:** 1st Quarter 2018 to 4th Quarter 2018  
**Training Program:** Johnson County Community College (KS-007)

[View Legend](#) | [Printer-Friendly Version](#)

[Show All](#) | [Show Only Percentages](#) | [Show Only Numbers](#)

The results of your report request are as follows:

Attempted The Exam	First Attempt Pass	Cumulative Pass Within 3 Attempts	Cumulative Pass Within 6 Attempts	Failed All 6 Attempts	Eligible For Retest	Did Not Complete Within 2 Years
115	73% (84)	83% (96)	83% (96)	0% (0)	17% (19)	0% (0)

**Attempted the exam:** Number of graduates that make at least one attempt at the exam.  
**First attempt pass:** Number and percent of those who attempt the exam that pass on the first attempt.  
**Cumulative pass within 3 attempts:** Number and percent of those who attempt the exam who pass on the first, second, or third attempt.  
**Cumulative pass within 6 attempts:** Number and percent of those who attempt the exam who pass on the first, second, third, fourth, fifth, or sixth attempt.  
**Failed all 6 attempts:** Number and percent of those who fail the exam six times.  
**Eligible for retest:** Number and percent of those who failed their last attempt, but remain eligible for retest (less than six attempts, less than two years from course completion.)  
**Did not complete within 2 years:** Number and percent of those who fail their last attempt and are no longer eligible for retest (more than two years from course completion.)

Pass/Fail Report SEARCH

✉

**Report Date:** 3/5/2020 1:45:10 PM  
**Report Type:** National Report  
**Registration Level:** EMT  
**Course Completion Date:** 1st Quarter 2018 to 4th Quarter 2018  
**Training Program:** All

[View Legend](#) | [Printer-Friendly Version](#)

[Show All](#) | [Show Only Percentages](#) | [Show Only Numbers](#)

The results of your report request are as follows:

Attempted The Exam	First Attempt Pass	Cumulative Pass Within 3 Attempts	Cumulative Pass Within 6 Attempts	Failed All 6 Attempts	Eligible For Retest	Did Not Complete Within 2 Years
81308	69% (55858)	81% (65522)	81% (66169)	0% (104)	16% (13265)	2% (1777)

**Attempted the exam:** Number of graduates that make at least one attempt at the exam.  
**First attempt pass:** Number and percent of those who attempt the exam that pass on the first attempt.  
**Cumulative pass within 3 attempts:** Number and percent of those who attempt the exam who pass on the first, second, or third attempt.  
**Cumulative pass within 6 attempts:** Number and percent of those who attempt the exam who pass on the first, second, third, fourth, fifth, or sixth attempt.  
**Failed all 6 attempts:** Number and percent of those who fail the exam six times.  
**Eligible for retest:** Number and percent of those who failed their last attempt, but remain eligible for retest (less than six attempts, less than two years from course completion.)  
**Did not complete within 2 years:** Number and percent of those who fail their last attempt and are no longer eligible for retest (more than two years from course completion.)



# Emergency Medical Science (2017)

Johnson County Community College – Emergency Medical Technician(EMT) Graduates

## Data Tables 2017

Pass/Fail Report [SEARCH](#)

✉

**Report Date:** 3/5/2020 1:44:19 PM  
**Report Type:** Program Report (KS-007)  
**Registration Level:** EMT  
**Course Completion Date:** 1st Quarter 2017 to 4th Quarter 2017  
**Training Program:** Johnson County Community College (KS-007)

[View Legend](#) | [Printer-Friendly Version](#)

[Show All](#) | [Show Only Percentages](#) | [Show Only Numbers](#)

The results of your report request are as follows:

Attempted The Exam	First Attempt Pass	Cumulative Pass Within 3 Attempts	Cumulative Pass Within 6 Attempts	Failed All 6 Attempts	Eligible For Retest	Did Not Complete Within 2 Years
128	79% (101)	88% (112)	88% (113)	0% (0)	0% (0)	12% (15)

**Attempted the exam:** Number of graduates that make at least one attempt at the exam.  
**First attempt pass:** Number and percent of those who attempt the exam that pass on the first attempt.  
**Cumulative pass within 3 attempts:** Number and percent of those who attempt the exam who pass on the first, second, or third attempt.  
**Cumulative pass within 6 attempts:** Number and percent of those who attempt the exam who pass on the first, second, third, fourth, fifth, or sixth attempt.  
**Failed all 6 attempts:** Number and percent of those who fail the exam six times.  
**Eligible for retest:** Number and percent of those who failed their last attempt, but remain eligible for retest (less than six attempts, less than two years from course completion.)  
**Did not complete within 2 years:** Number and percent of those who fail their last attempt and are no longer eligible for retest (more than two years from course completion.)

Pass/Fail Report [SEARCH](#)

✉

**Report Date:** 3/5/2020 1:43:52 PM  
**Report Type:** National Report  
**Registration Level:** EMT  
**Course Completion Date:** 1st Quarter 2017 to 4th Quarter 2017  
**Training Program:** All

[View Legend](#) | [Printer-Friendly Version](#)

[Show All](#) | [Show Only Percentages](#) | [Show Only Numbers](#)

The results of your report request are as follows:

Attempted The Exam	First Attempt Pass	Cumulative Pass Within 3 Attempts	Cumulative Pass Within 6 Attempts	Failed All 6 Attempts	Eligible For Retest	Did Not Complete Within 2 Years
77982	68% (53361)	81% (62843)	81% (63539)	0% (123)	0% (0)	18% (14320)

**Attempted the exam:** Number of graduates that make at least one attempt at the exam.  
**First attempt pass:** Number and percent of those who attempt the exam that pass on the first attempt.  
**Cumulative pass within 3 attempts:** Number and percent of those who attempt the exam who pass on the first, second, or third attempt.  
**Cumulative pass within 6 attempts:** Number and percent of those who attempt the exam who pass on the first, second, third, fourth, fifth, or sixth attempt.  
**Failed all 6 attempts:** Number and percent of those who fail the exam six times.  
**Eligible for retest:** Number and percent of those who failed their last attempt, but remain eligible for retest (less than six attempts, less than two years from course completion.)  
**Did not complete within 2 years:** Number and percent of those who fail their last attempt and are no longer eligible for retest (more than two years from course completion.)



# Emergency Medical Science (2016)

Johnson County Community College – Emergency Medical Technician(EMT) Graduates

## Data Tables 2016

**Pass/Fail Report** [SEARCH](#)

✉

**Report Date:** 3/5/2020 1:42:22 PM  
**Report Type:** Program Report (KS-007)  
**Registration Level:** EMT  
**Course Completion Date:** 1st Quarter 2016 to 4th Quarter 2016  
**Training Program:** Johnson County Community College (KS-007)

[View Legend](#) | [Printer-Friendly Version](#)

[Show All](#) | [Show Only Percentages](#) | [Show Only Numbers](#)

The results of your report request are as follows:

Attempted The Exam	First Attempt Pass	Cumulative Pass Within 3 Attempts	Cumulative Pass Within 6 Attempts	Failed All 6 Attempts	Eligible For Retest	Did Not Complete Within 2 Years
129	77% (99)	88% (114)	88% (114)	0% (0)	0% (0)	12% (15)

**Attempted the exam:** Number of graduates that make at least one attempt at the exam.  
**First attempt pass:** Number and percent of those who attempt the exam that pass on the first attempt.  
**Cumulative pass within 3 attempts:** Number and percent of those who attempt the exam who pass on the first, second, or third attempt.  
**Cumulative pass within 6 attempts:** Number and percent of those who attempt the exam who pass on the first, second, third, fourth, fifth, or sixth attempt.  
**Failed all 6 attempts:** Number and percent of those who fail the exam six times.  
**Eligible for retest:** Number and percent of those who failed their last attempt, but remain eligible for retest (less than six attempts, less than two years from course completion.)  
**Did not complete within 2 years:** Number and percent of those who fail their last attempt and are no longer eligible for retest (more than two years from course completion.)

**Pass/Fail Report** [SEARCH](#)

✉

**Report Date:** 3/5/2020 1:41:50 PM  
**Report Type:** National Report  
**Registration Level:** EMT  
**Course Completion Date:** 1st Quarter 2016 to 4th Quarter 2016  
**Training Program:** All

[View Legend](#) | [Printer-Friendly Version](#)

[Show All](#) | [Show Only Percentages](#) | [Show Only Numbers](#)

The results of your report request are as follows:

Attempted The Exam	First Attempt Pass	Cumulative Pass Within 3 Attempts	Cumulative Pass Within 6 Attempts	Failed All 6 Attempts	Eligible For Retest	Did Not Complete Within 2 Years
77360	68% (52674)	81% (62606)	82% (63342)	0% (118)	0% (0)	18% (13900)

**Attempted the exam:** Number of graduates that make at least one attempt at the exam.  
**First attempt pass:** Number and percent of those who attempt the exam that pass on the first attempt.  
**Cumulative pass within 3 attempts:** Number and percent of those who attempt the exam who pass on the first, second, or third attempt.  
**Cumulative pass within 6 attempts:** Number and percent of those who attempt the exam who pass on the first, second, third, fourth, fifth, or sixth attempt.  
**Failed all 6 attempts:** Number and percent of those who fail the exam six times.  
**Eligible for retest:** Number and percent of those who failed their last attempt, but remain eligible for retest (less than six attempts, less than two years from course completion.)  
**Did not complete within 2 years:** Number and percent of those who fail their last attempt and are no longer eligible for retest (more than two years from course completion.)

# Select Report

EMT First Attempt Pass Rates by State

# Select Year

2011

2012

2013

2014

2015

2016

2017

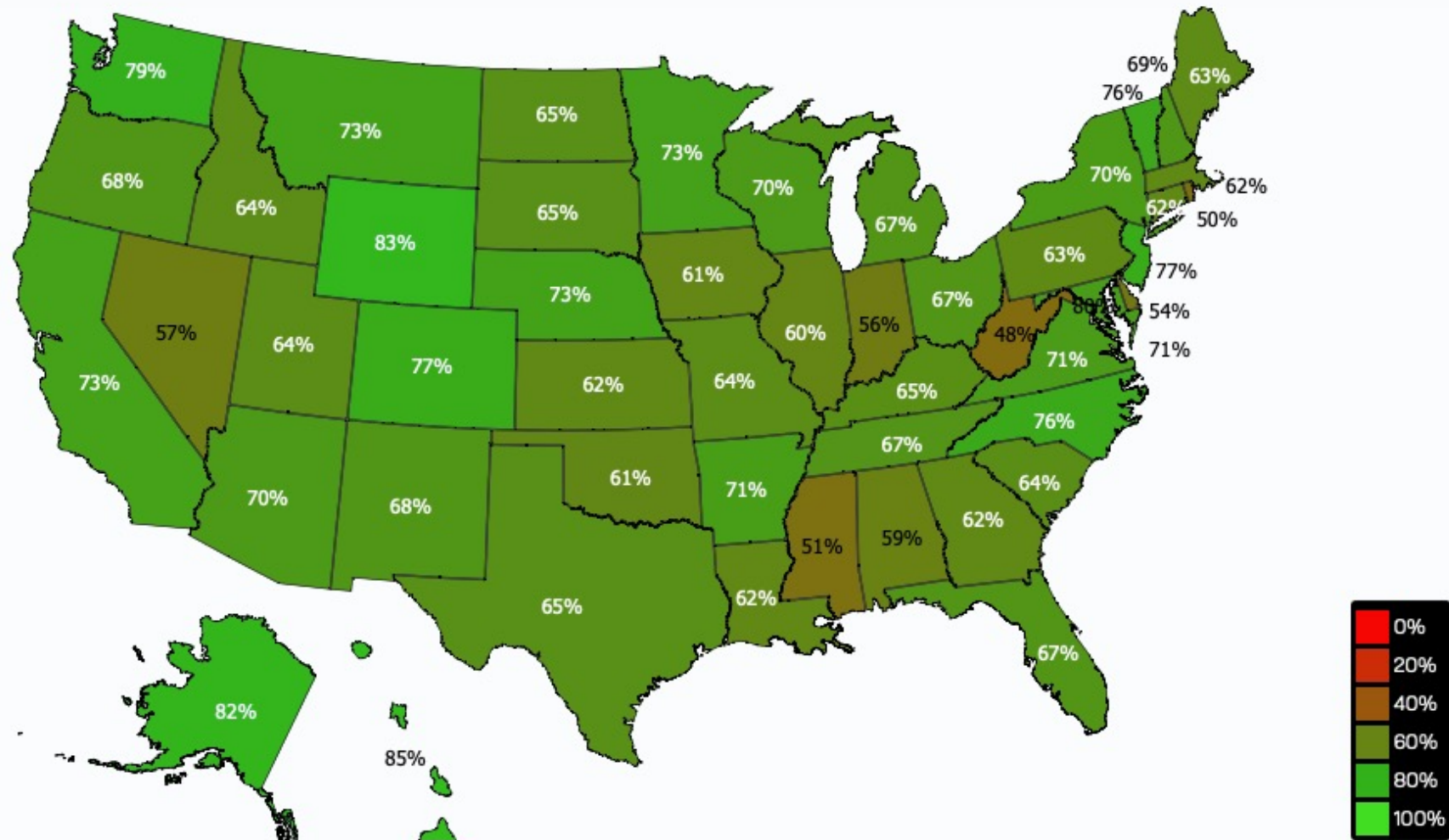
2018

2019

2020

2021

2022



# Select Report

EMT Third Attempt Cumulative Pass Rates by State

## Select Year

2011

2012

2013

2014

2015

2016

2017

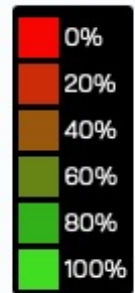
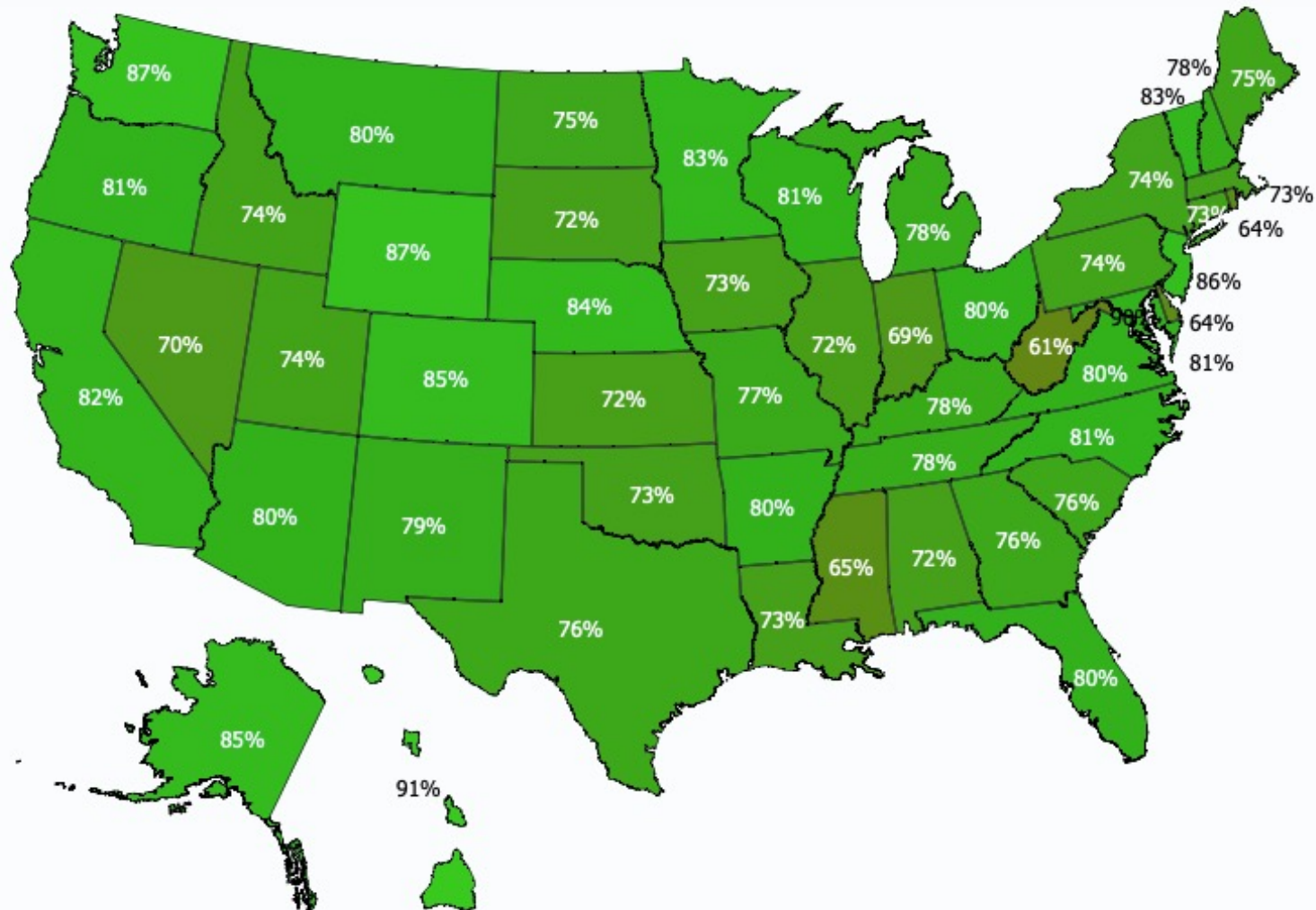
2018

2019

2020

2021

2022





# Emergency Medical Science

Johnson County Community College – Emergency Medical Technician(EMT) Graduates

## Sources

The National Registry Data Dashboard. In *The National Registry*. Retrieved 26 April 2023, from <https://www.nremt.org/rwd/public/data/maps>

The National Registry Data Reports. In *The National Registry*. Retrieved 26 April 2023, from [https://www.nremt.org/nremt/EMS\\_Ed/emsEdPassFailCognitive.asp](https://www.nremt.org/nremt/EMS_Ed/emsEdPassFailCognitive.asp)